




## SR ELECTRO OUTDOOR DRIVER SOLUTIONS



Sr.No	Model Name	Application	IC Part Number	Input power	Input voltage range	PF	THD(%)	Output voltage(V)	Output current	Efficiency( %)	Surge(KV)	440V AC	Dimension (mm) (L*W*H)	Short circuit Protection	Open circuit protection	Driver Images
1	SR SL 30W	Panel light/Street light/Flood light	MT7939 MT7937 OB3639	30W	100-300Vac	>0.9	<10%	24-36V	600mA	>88%	6KV	Yes	59*26*19	Yes	Yes	
2	SR SL 36W	Panel light/Street light/Flood light	MT7939 MT7937 LZC8650C	36W	100-300Vac	>0.9	<10%	24-36V	900mA	≥90%	6KV	Yes	(71.5*27.5*21.5)	Yes	Yes	
3	SR SL 50W	Street light/Flood light		50W	100-300Vac	>0.9	<10%	24-36V	1250mA	≥90%	6KV	Yes	70*26*18	Yes	Yes	
4	SR SL 72W	Street light/Flood light		72W	100-300Vac	>0.9	<10%	30-45V	1500mA	≥90%	6KV	Yes	88*33*27	Yes	Yes	