






**CONSTANT CURRENT LED DRIVER
9W BULB
CODE :9W-95mA-MT9522SF HPF**

Key Features

-  HIGH VOLTAGE WITHSTAND 440V
-  4KV SURGE PROTECTION



ISOLATION	NON ISOLATED
OPERATING VOLTAGE RANGE	100-300VAC
RATED VOLTAGE	220-240VAC
LINE FREQUENCY	50Hz
MAXIMUM INPUT POWER	9W
TYPICAL INPUT CURRENT AT 230VAC	42mA
POWER FACTOR	>0.95
CURRENT THD	<15%
OUTPUT VOLTAGE RANGE	54-82V
OUTPUT CURRENT	95mA
DRIVER EFFICIENCY	>89%
SHORT CIRCUIT PROTECTION	YES
OPEN CIRCUIT PROTECTION	YES
CURRENT FOLDBACK AT LOW VOLATAGE	YES
HIGH VOLTAGE CUT	380V±25 and Restart at 320V ±25
DIMENSIONS	

**WITH LONG
LIFE
ELECTROLYTIC
CAPACITORS
UPTO 10000
HOURS**

POWERED BY

