






**CONSTANT CURRENT LED DRIVER
3W SPOT LAMP
CODE :3W-210mA-BP3166AS**

Key Features

-  **HIGH VOLTAGE WITHSTAND 350V**
-  **2.5KV SURGE PROTECTION**



ISOLATION	ISOLATED
OPERATING VOLTAGE RANGE	100-300VAC
RATED VOLTAGE	220-240VAC
LINE FREQUENCY	50Hz
MAXIMUM INPUT POWER	3W
TYPICAL INPUT CURRENT AT 230VAC	20mA
POWER FACTOR	>0.8
CURRENT THD	NA
OUTPUT VOLTAGE RANGE	6-9V
OUTPUT CURRENT	210mA
DRIVER EFFICIENCY	>=70%
SHORT CIRCUIT PROTECTION	YES
OPEN CIRCUIT PROTECTION	YES
CURRENT FOLDBACK AT LOW VOLATAGE	NO
HIGH VOLTAGE CUT	NO
DIMENSIONS	