






**CONSTANT CURRENT LED DRIVER
20W BATTEN
CODE :20W-240mA-MT9514SF HPF**

Key Features

-  **HIGH VOLTAGE WITHSTAND 440V**
-  **4KV SURGE PROTECTION**



ISOLATION	NON ISOLATED
OPERATING VOLTAGE RANGE	100-300VAC
RATED VOLTAGE	220-240VAC
LINE FREQUENCY	50Hz
MAXIMUM INPUT POWER	20W
TYPICAL INPUT CURRENT AT 230VAC	90mA
POWER FACTOR	>0.95
CURRENT THD	<15%
OUTPUT VOLTAGE RANGE	70-82V
OUTPUT CURRENT	240mA
DRIVER EFFICIENCY	>89%
SHORT CIRCUIT PROTECTION	YES
OPEN CIRCUIT PROTECTION	YES
CURRENT FOLDBACK AT LOW VOLATAGE	YES
HIGH VOLTAGE CUT	380V±25 AND RESTART AT 320V±25

**WITH LONG
LIFE
ELECTROLYTIC
CAPACITORS
UPTO 10000
HOURS**

POWERED BY

