






**CONSTANT CURRENT LED DRIVER
18W PANEL
CODE :18W-300mA-MT9514DF HPF**

Key Features

-  HIGH VOLTAGE WITHSTAND 440V
-  4KV SURGE PROTECTION



ISOLATION	NON ISOLATED
OPERATING VOLTAGE RANGE	100-300VAC
RATED VOLTAGE	220-240VAC
LINE FREQUENCY	50Hz
MAXIMUM INPUT POWER	18W
TYPICAL INPUT CURRENT AT 230VAC	82mA
POWER FACTOR	>0.95
CURRENT THD	<15%
OUTPUT VOLTAGE RANGE	55-35V
OUTPUT CURRENT	300mA
DRIVER EFFICIENCY	>88%
SHORT CIRCUIT PROTECTION	YES
OPEN CIRCUIT PROTECTION	YES
CURRENT FOLDBACK AT LOW VOLATAGE	YES
HIGH VOLTAGE CUT	380V±25 AND RESTART AT 320V±25

**WITH LONG
LIFE
ELECTROLYTIC
CAPACITORS
UPTO 10000
HOURS**

POWERED BY

