






**CONSTANT CURRENT LED DRIVER
15W BULB
CODE :15W-190mA-MT9513SF HPF**

Key Features

-  HIGH VOLTAGE WITHSTAND 440V
-  4KV SURGE PROTECTION



ISOLATION	NON ISOLATED
OPERATING VOLTAGE RANGE	100-300VAC
RATED VOLTAGE	220-240VAC
LINE FREQUENCY	50Hz
MAXIMUM INPUT POWER	15W
TYPICAL INPUT CURRENT AT 230VAC	70mA
POWER FACTOR	>0.95
CURRENT THD	<15%
OUTPUT VOLTAGE RANGE	60-75V
OUTPUT CURRENT	190mA
DRIVER EFFICIENCY	>89%
SHORT CIRCUIT PROTECTION	YES
OPEN CIRCUIT PROTECTION	YES
CURRENT FOLDBACK AT LOW VOLATAGE	YES
HIGH VOLTAGE CUT	390V±25 AND RESTART AT 330V±25

DIMENSIONS

**WITH LONG
LIFE
ELECTROLYTIC
CAPACITORS
UPTO 10000
HOURS**

POWERED BY

